


# Innovative European LED Lighting

Since 1969



## *Light Marine Lighting Catalogue*

*Latest Generation LED Technology - Higher Brightness - Less Energy*

Aug. 2017



# Supremacy in Technology



European Headquarters



Established since 1969



USA Branch



Piraeus Port Branch



High-Tech Cooperated Technologies

## MEGA LED Applications



Small Boats & Fishing Vessels



Medium Size or Mega Yachts



Cruising Vessels



Residential & Landscape Lighting



Commercial Lighting



Hotel & Resort Lighting

**BRAND HISTORY:** Sakiotis S.A. Group of Companies is one of the leading companies in marine lighting, automation and special electrical parts, for the past 48 years.

Marine Lighting Technology and Design was always one of the principal sectors which lead the group to the Hi-end LED lighting technology, through the coming years.

Today, MEGALED is established as one of the top European Led Lighting companies that designs, develops, produces or assembles through OEM-partners, under its guidelines, selection of components and its strict quality control.

MEGALED is famous in the international market for the wide range of reliable LED products, with innovative design, unique Cutting Edge Technology, at most competitive prices with a successful distribution network worldwide.



# Supremacy in Technology



European Headquarters



Established since 1969



USA Branch



Piraeus Port Branch



High-Tech Cooperated Technologies

## MEGA LED Applications



Small Boats & Fishing Vessels



Medium Size or Mega Yachts



Cruising Vessels



Residential & Landscape Lighting



Commercial Lighting



Hotel & Resort Lighting

**BRAND HISTORY:** Sakiotis S.A. Group of Companies is one of the leading companies in marine lighting, automation and special electrical parts, for the past 48 years.

Marine Lighting Technology and Design was always one of the principal sectors which lead the group to the Hi-end LED lighting technology, through the coming years.

Today, MEGALED is established as one of the top European Led Lighting companies that designs, develops, produces or assembles through OEM-partners, under its guidelines, selection of components and its strict quality control.

MEGALED is famous in the international market for the wide range of reliable LED products, with innovative design, unique Cutting Edge Technology, at most competitive prices with a successful distribution network worldwide.





EUROPEAN QUALITY

NEW up to 90% Battery Economy

# Latest Generation LED

Replacement LED bulbs  
(Replace all halogen bulbs)  
**G4**

- Long life up to 50,000 hours.
- Dimmable with most dimmers.
- Non polarity, non flickering.
- 10-30VDC & 12 or 24VAC.
- 90% Energy Saving.
- Very Low temperature.
- Certified European Quality.
- CE Certification.



All our G4 Bulbs are Dimmable



### G4 Miniature

6 LED Miniature size like Halogen bulb. Brightness 90LM equivalent to 8-10W Halogen with consumption just 0,8W!! Length 30mm, diameter 10mm, 10-30VDC  
30640-CW in cool white.  
30640-WW in warm white.  
30640-BL with blue leds.

### G4 Miniature


Powerful Led Miniature with 4 power LED. Brightness 110LM equivalent to 10-15W Halogen with consumption just 1,1W!! Body length 23mm, diameter 10mm, 10-30V DC & 12V AC.  
30614-WW in warm white  
30614-24WW for 24V AC/DC in warm white.  
30614-24CW for 24V AC/DC in cool white



NEW 24V AC/DC



NEW 120/220V AC



### G4 Miniature


COB LED miniature size inside silicone body. Brightness 200LM equivalent to 10-15W Halogen, consumption just 1,4W!! Body length 30mm, diameter 10mm, 10-30V DC.  
30641-CW in cool white.  
30641-WW in warm white.  
30641-120WW 120VAC, 3000K.  
30641-220WW 220V AC, 3000K.

### G4 Miniature

COB LED miniature size inside silicone body. Brightness 240LM equivalent to 20-25 Halogen, consumption just 1,9W!! Length 29mm, 8X13mm, 10-30V DC & 12V AC.  
30602-CW in cool white.  
30602-WW in warm white.



350 LM


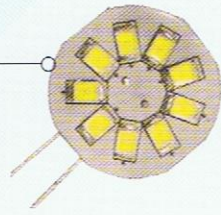


### G4 Tower

26 LED tower. Brightness 350Lm consumption only 2,2W equivalent to 40W Halogen. Body length 35mm, diameter 13mm, 10-30V DC & 12V AC.  
30609-CW in cool white.  
30609-WW in warm white.

### G4 Mini Round

9 LED, Side terminals, brightness 140 Lm equivalent to 15-20W Halogen with consumption only 1,3W!! Diameter 25mm, 9-30VDC & 12VAC  
30612-CW in cool white.  
30612-WW in warm white.  
30612-BL in blue color.

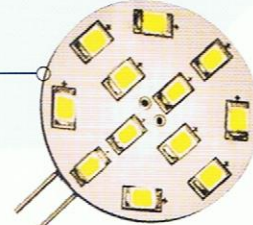


### G4 Standard Half Round


9 LED, Side terminals, brightness 220 Lm equivalent to 20-25W Halogen with consumption just 2,2W!! Diameter 34mm X 27mm, 9-30VDC or 12VAC  
30619-W in warm white.

### G4 Standard Round

12 LED, brightness 190 Lm equivalent to 20-25W Halogen with consumption just 2W!! Diameter 30mm, 9-30VDC & 12VAC.  
30613H-CW Side terminals in cool white.  
30613H-WW Side terminals in warm white.  
30613V-CW Back terminals in cool white  
30613V-WW Back terminals in warm white.



NEW Dual Color

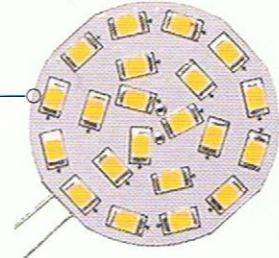


### Special G4, Bi-Colour, Switchable

With 9 LEDs, side terminals, brightness 160Lm equivalent to 15-20W Halogen with consumption just 1,6W!! Diameter 30mm, 10-30VDC. Selected color without any wire modification.  
30620H 3 Red & 6 W.White Leds, side terminals.  
30621H 3 Blue & 6 White Leds, side terminals.

### G4 Large Round

21 LED, Side terminals, brightness 280Lm equivalent to 30-35W Halogen with consumption just 3W!! Diameter 34mm, 9-30VDC & 12VAC.  
30035-WW in warm white.







EUROPEAN QUALITY

NEW up to 90% Battery Economy

# Latest Generation LED

Replacement LED bulbs  
(Replace all incandescent bulbs)

- Long life up to 50,000 hours.
- Non polarity, non flickering.
- 10-30V DC.
- 90% Energy Saving.
- Almost zero temperature.
- CE Certified European Quality




### 30020 Festoon

Cylindrical, Click-In with 4 LED 360° Illumination. Brightness 72 lumens. Efficiency as 10W, low incandescent with just 0,8W!! Length 31mm, 10-30V DC.  
30020WW Warm White.  
30020CW Cool White.



### 30022 - Festoon

Cylindrical, Click-In with 8 LED 360° Illumination. Brightness 145 lumens. Efficiency as 15W, low incandescent with just 1,7W!! Length 39mm, 10-30V DC.  
30022WW Warm White.  
30022CW Cool White.  
30024 Festoon with 12 Leds, 84LM, 1W, 42mm, 10-30V DC, Warm white.



### 30023 - Festoon

Cylindrical, Click-In with 6 LED (One Size) 360° Illumination. Brightness 107LM, efficiency as 15-20W low incandescent with just 1,5W!! Length 42mm, 10-30V DC.  
30023 Warm White.



### 30096 - T10 - Wedge

Cylindrical T10 with 28 LEDs. 360° illumination, brightness 350LM, efficiency as 25-35W incandescent with just 2,5W. Length 38mm, 10-30V DC.  
30096 Warm White.



### BA9S

Cylindrical 5 Led Bulb, brightness 80Lm equivalent to 5W, incandescent with consumption just 1W!! 360° Illumination, length 30mm ø11mm, in warm white color.  
30065-WW 12V AC/DC  
30066-WW 24V AC/DC



### BA15S

Cylindrical 13 LED Bulb, brightness 190Lm equivalent to 15-20W, incandescent with consumption just 2,5W!! 360° Illumination, length 40mm ø22mm, in warm white color,  
30069-WW 10-30V DC



### BA 15

Cylindrical, 18 LED Bulb, Brightness 266LM equivalent to 20-25W, incandescent with consumption just 3,2W!! 360° Illumination, Length 34(54)mm ø22mm, in warm white color, 10-30V DC.  
30027 for standard BA15D socket  
30027NAV for unequal BAY15D-socket.



### BAY 15 NAV

Special Cylindrical Bulb for Navigation Lights with 60 LED, Brightness 420LM equivalent to 45-50W incandescent with consumption 5W!! 360° Illumination, Length 67mm, diameter 25mm with unequal terminals for BAY15D socket.  
30026 in warm white 10-30V DC.  
30026-HP Special navigation bulb, 3,5W, 350Lm, Ø15X52.5mm for 220 or 110V AC, BAY15 or BA15 terminals.

## Adaptors & Lamp Holders



### BA-15D

Adaptor for any G4 to BA-15.

### BA-15S

As above single pole.



### BAY-15D

Adaptor for any G4 to BA-15D (Unequal terminals).



### E14-G4

Adaptor for any G4 bulb to E-14 socket.



### 30322

Adaptor for any E-12 bulb to E-14 socket.

### 30323

Adaptor for any E-14 bulb to E-12 socket.



### 30317

Adaptor B-22 to E26/E27.



### 30318

Adaptor for E14 to E27.



### 30311

Adaptor for E27 to E14.



### 30321

Adaptor for E26 to E12.



### 30310

Adaptor E27 to GU10.



### 30319

Adaptor E14 to GU10.



### 30316

Adaptor for E40 to E27.



### 30314 G4

Thermoplastic snap in lamp holder.



### 30313 MR11/MR16

Ceramic lamp holder.



### 30312 GU10

Ceramic lamp holder.





EUROPEAN QUALITY

# Latest Generation LED

Replacement LED bulbs  
(Replace all halogen bulbs)  
**MR11/MR16/GU10**

- 50,000 life hours or average more than 30 years.
- Dimmable with most dimmers.
- High efficiency, non flickering.
- 90% Energy Saving.
- Very Low temperature.
- Certified European Quality.
- CE & UL Certification.

**NEW**  
Higher Brightness  
Less Energy



Dimmable



## MR11 (2.5W)

Equivalent brightness as 20-25W Halogen.  
Diameter 35mm, Length 29mm, Max Brightness 250 Lumens, warm white, dimmable, cast aluminum body, beam 30°, optional 120°  
30031 Voltage 12V AC/DC.  
30031-DC Voltage 10-30V DC.  
30042 New type with glass body & COB, 220Lm, 2W, identical to the original Halogen MR11.

## MR16 (GU5.3) 4.5/5.5W

With equivalent brightness as 40-60W Halogen. Diameter 50mm, Length 46mm (with pins), warm white, dimmable, cast aluminum body, beam 30°, optional 120°  
Voltage 10-30V DC or 12V AC/DC.  
30615 4.5W, 12V AC/DC, 390 Lumens  
30615-DC 4.5W 10-30V DC, 390 Lumens  
30616 5.5W, 12V AC/DC, brightness 520Lm  
Available in silver or white colour body.  
Color temperature 2950K or 4200K.  
30616-DC 5.5W, 10-30V DC



Dimmable



Dimmable



750 Lumens

## MR16 7W (GU5.3)


Equivalent brightness as 50-75W Halogen.  
Diameter 50mm, Length 48mm, brightness 750 Lumens, dimmable, warm white, beam 38°, voltage 12V AC/DC.  
30051-D Dimmable.

Multivoltage  
110V - 220V



## GU-10 5.5W (COB power LED)

Equivalent brightness as 50W Halogen.  
Diameter 49mm, length 60mm, max brightness 550 Lumens, non dimmable warm white, cast aluminum body, beam 36°, optional 50°  
30050, Voltage 120V-220V AC.  
30082-120 Same as above with glass body & COB Led, 500Lm, 5W, dimmable.  
30082-220 220VAC, dimmable.



New Glass Body



Dimmable



Dimmable



## GU-10 5.5W

Equivalent brightness as 50-60W Halogen. Diameter 50mm, length 53mm, max brightness 550 Lumens, dimmable, warm white, cast aluminum body, beam 30°, optional 120°  
30032-AC, Voltage 120V or 220V AC.  
Color temperature 2950K, 4200K or 6000K.

860 Lumens

## GU-10 6.9W

Equivalent brightness as 50-75W Halogen.  
Diameter 50mm, length 55mm, max brightness 860 Lumens, dimmable, warm white, beam 40°.  
Available in white body colour.  
30068-HP Voltage 220V AC  
30068-HP120 Voltage 120V AC



Dimmable



Dimmable



LISTED



## PAR 20 8W

Equivalent brightness as 60W halogen, warm white.  
Diameter 62,5mm, length 83,5mm, max brightness 560 Lumens, warm white, beam 30°, optional 120°, cast aluminum body, dimmable.  
30046-HP Voltage 120V or 220V with CE and UL.







EUROPEAN  
QUALITY

## T8,T5 Series Tubes & Fixtures

Save 45% Over Standard  
Fluorescent With Longer Life

- 50,000 life hours or average more than 30 years .
- Up to 90% Energy Saving.
- High efficiency, non flickering.
- Rotatable End Caps.
- 1 Side Power Input.
- With EMC Filter.

### T5 Led Tube Light

Direct Replacement  
CRI 80, Voltage 85-265V

**T-5/60cm (2ft) 8W 950Lm Tube.**  
30451- Beam angle 120°, 3000 ~ 7000K.  
30451HP- Hi-power, 10W 1200Lumens.

**T-5/120cm (4ft) 18W 2000Lm Tube.**  
30454- Beam angle 120°, 3000 ~ 7000K.  
30454HP- Hi-power, 20W, 2200 Lumens

**T-5/150cm (5ft) 23W 2300Lm Tube.**  
30456- Beam angle 120°, 3000 ~ 7000K.

### Electronic Ballast Compatible

**T-5/60cm (2ft) 10W 1200Lm Tube.**  
30451HP-BC- Hi-power, 10W 1200Lumens.

**T-5/120cm (4ft) 20W 2200Lm Tube.**  
30454HP-BC- Hi-power, 20W, 2200 Lumens



### Standard Version

Frosted or Clear Cover  
with EMC, 85-265V AC

**T-8/60cm (2ft) 9W 920Lm Tube.**

30960 3000/4200/6000K.  
30960HP 9W, 1500Lm 3000/4200/6000K.

**T-8/120cm (4ft) 18W 1850Lm Tube.**

30962 3000/4200/6000K.  
30962HP 22W, 2250Lm 3000/4200/6000K.

**T-8/150cm (5ft) 25W 2500Lm Tube.**

30964 3000/4200/6000K.

### 24V DC Version


**T-8/60cm (2ft) 9W 990Lm Tube.**

30762 3000/4000/5000 or 6000K.


**T-8/120cm (4ft) 18W 1980Lm Tube.**

30764 3000/4000/5000 or 6000K.

## Led Flat Linear Compact Lights



Engine Room



Cabins - Corridors etc.



Multivoltage

10-30VDC  
or  
110V - 220V



**30372 - 300mm 10W**

LED flat linear compact light, 10W, 900Lm, 100-265VAC, aluminum alloy body and PC lens, 3000/4000 or 5000K, beam angle 120°. Dimensions 300X80X36mm

30372 - 100-265V AC.

30372DC - 10-30VDC

**30387 - 600mm 20W**

LED flat linear compact light, 20W, 1900Lm, 100-265VAC, aluminum alloy body and PC lens, 3000/4000 or 5000K, beam angle 120°. Dimensions 600X80X36mm

30387 - 100-265V AC.

30387DC - 10-30VDC

**30388 - 1200mm 40W**

LED flat linear compact light, 40W, 3700Lm, 100-265VAC, aluminum alloy body and PC lens, 3000/4000 or 5000K, beam angle 120°. Dimensions 1200X80X36mm

30388 - 100-265V AC.

30388DC - 10-30VDC

## Waterproof T8 Fixtures

Polycarbonate Series  
with German BAYER 2407  
UV Protected material



**30674**

Waterproof IP66, PC Synthetic for 2x2ft. Dimensions: 658X130X97mm. With silicon gasket and stainless steel clips, wall or hinged mounting.

**30675**

Waterproof IP66, PC Synthetic for 1x4ft. Dimensions: 1266X88X97mm. With silicon gasket and stainless steel clips, wall or hinged mounting.

**30676**

Waterproof IP66, PC Synthetic for 2x4ft. Dimensions: 1266X130X97mm. With silicon gasket and stainless steel clips, wall or hinged mounting.

**30194**

Waterproof IP67 stainless steel heavy duty light fixture for LED tubes T8/T10. Material AISI 316 Inox, with toughened glass cover for 1X2 ft, dimensions: 710X140X97mm.

**30195**

Waterproof IP67 stainless steel heavy duty light fixture for LED tubes T8/T10. Material AISI 316 Inox, with toughened glass cover for 2X2 ft, dimensions: 710X210X97mm.

**30196**

Waterproof IP67 stainless steel heavy duty light fixture for LED tubes T8/T10. Material AISI 316 Inox, with toughened glass cover for 1X4 ft, dimensions: 1310X140X97mm.

**30197**

Waterproof IP67 stainless steel heavy duty light fixture for LED tubes T8/T10. Material AISI 316 Inox, with toughened glass cover for 2X4 FT, dimensions: 1310X210X97mm.



Stainless  
Steel Clips



Stainless  
Steel Clips







EUROPEAN  
QUALITY



# High - Quality Spotlight Fixtures for LED Bulbs

For MR16 - GU10

Multivoltage

12-24V or  
110V - 220V

- Timeless unique design.
- Accept any MR16 or GU10 replacement bulb.
- Easy selection for brightness, beam degrees, color, temperature, voltage or type of bulb.
- Standard with inox mounting springs.
- Complete with lampholder for MR16 or GU10.



## ALANZO

Fixed type downlight fixture, anti-glare, cast aluminum, for MR16 or GU10 bulb. Diameter Ø105mm, Hole:Ø100mm, Adjustable depth:116~142mm. ALANZO-W in white finishing.



## SKYROS

Adjustable type downlight fitting, cast aluminum, for MR16 or GU10 bulb. Diameter Ø83mm, Hole:Ø68mm, Depth:29mm. SKYROS-X in inox finishing. SKYROS-G in gold finishing. SKYROS-W in white finishing.




## POROS

Adjustable type downlight fitting, cast aluminum, for MR16 or GU10 bulb, Ø94mm, Hole:Ø78mm, Depth:38mm. POROS-X in inox finishing. POROS-P in polished chrome. POROS-W in white finishing. POROS-G in gold finishing.



## SKYROS-SQ

Adjustable type downlight fitting, cast aluminum, for MR16 or GU10 bulb. Dimensions 82X82mm, Hole:Ø68mm, Depth:29mm. SKYROS-SQ-X in inox finishing. SKYROS-SQ-G in gold finishing. SKYROS-SQ-W in white finishing.



## CORFU

Adjustable type downlight fitting with adjustable hidden beam, from cast aluminum in chrome satin, for MR16 or GU10 bulb, Ø109mm, Hole: Ø90mm, Depth: 28mm. CORFU-W in white colour. CORFU-CH in chrome satin.



## SYROS

Fixed type downlight fitting, cast aluminum, for MR16 or GU10 bulb, Ø79mm, Hole:Ø70mm, Depth:26mm. SYROS-X in inox finishing. SYROS-W in white finishing. SYROS-G in gold finishing.

## TINOS

Fixed type downlight fitting, cast aluminum, for MR16 or GU10 bulb, dimensions 80X80mm, Hole:Ø71mm, Depth:26mm. TINOS-CH in chrome satin. TINOS-CP in polished chrome. TINOS-W in white finishing.



## SANTORINI

Tilt & swivel downlight fitting, cast aluminum anodized (chrome satin), for MR16 bulb, Ø110mm, Hole: Ø95mm, Depth:75mm. Tilt angle up to 90°, swivel angle 360°. (\*)

## HYDRA

As above, adjustable, diameter Ø84mm, Hole:Ø75mm, Depth:25mm.



## NAXOS

Adjustable type downlight fitting made from cast aluminum, for MR11 bulb, Ø66mm, Hole: Ø57mm, Depth: 22mm. NAXOS-W in white colour. NAXOS-CH in chrome satin.

## LIMNOS

Fixed type downlight fitting, cast aluminum, for MR11 bulb, dimensions 57X57mm, Hole: Ø51mm, Depth:25mm. LIMNOS-CH in chrome satin. LIMNOS-G in gold finishing.





EUROPEAN  
QUALITY

# High - Quality Spotlight Fixtures for LED Bulbs

Marine Stainless Steel Series

- Timeless unique design.
- Accept any G4 / MR16 bulb(\*)
- Easy selection for brightness, beam degrees, color, temperature & voltage.
- Standard with inox mounting springs.

Multivoltage

12-24V

CE



IP65

Inox 316

## CHIOS

Downlight fixture with reflector for G4 bulb with stainless steel bezel and clear glass lens, waterproof IP65. Dimensions: Ø66mm, hole Ø53mm, depth 39mm.

## CHIOS-HF

As above with frosted glass Ø70mm, hole 51mm and depth 22mm.

CE




IP65

Inox 316

## ANDROS

Surface mount light with stainless steel bezel, curved frosted glass lens, for G4 bulb, IP65, diameter 150mm height 30mm.

CE




IP65

Inox 316

## KASOS

Downlight fixture with reflector for G4 bulb with stainless steel bezel and frosted glass lens, water resistant IP65. Dimensions: Ø105mm, hole Ø61/80mm, depth 31.5mm.

CE




IP65

Inox 316

## SAMOS

Stainless steel 316 waterproof IP65 Marine type for G4 LED, suitable for yachts, wet areas, shower, balconies etc. Dimensions: Ø152mm, hole Ø132mm, depth 35mm.

CE



IP65

Inox 316

## PARGA


Fixed type ultra slim downlight, flush mount from stainless steel 316 for under counter or ceiling mounting, diameter Ø76mm, hole Ø50, depth only 20mm total (15mm insert) for G4 LED (like 30612) 12/24V AC/DC.

IP65

Inox 316

IP43

CE

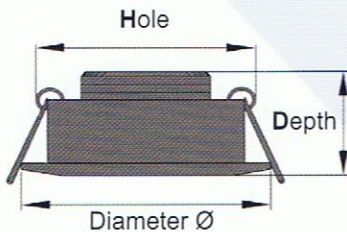


## ANAFI

Stainless steel 316 waterproof IP65 Marine type for G4 LED, suitable for yachts, wet areas, shower, balconies etc. Dimensions: Ø95mm, hole Ø76mm, depth 24mm.

**ANAFI SQ 95** Square 95X95mm, hole Ø80mm, nickel brass, for G4.

**ANAFI SQ 75** Square 75X75mm, hole Ø61mm, nickel brass, for G4.



CE



Inox 316

## MILOS

External fixture from stainless steel 316 for under counter or ceiling mounting without hole, Ø70mm, D:20mm for G4 LED 12/24V AC/DC bulb.

**MILOS-X** in stainless steel finishing  
**MILOS-W** in white colour

IP65

CE



Inox 316

## SIFNOS-SQ

## SIFNOS

Waterproof IP65 downlight fitting, cast aluminum, anodized (chrome satin), for MR16 or GU10 bulb, Ø84mm, Hole: Ø72mm, Depth:37mm(51mm).

**SIFNOS-CH** in chrome satin.

**SIFNOS-P** in polished chrome.

**SIFNOS-W** in white finishing

**SIFNOS-X** Made entirely of stainless steel 316.

**SIFNOS-G** in gold finishing.





EUROPEAN  
QUALITY

# Special Architectural Lights

Ideal for Stairs, Walkways, Dock, Patios and Lighting effects

- Long life up to 50,000 hours.
- Stainless steel for long life.
- Waterproof for outdoor use.
- Ultra low consumption.
- CE Certificate.



## DELOS

Snap in mounting courtesy light, hood type with a single bright Led, waterproof IP67, die cast inox 316 housing, Ø38mm, hole Ø25,4mm, depth 12mm, 12/24V DC.  
**M10434W** with white Led.  
**M10434B** with blue Led.



## KEA

Snap in mounting decorative courtesy light, polished stainless steel 316 cover and frosted Lexan lens, waterproof IP67. Dimensions: Ø38mm, hole Ø25,4mm, depth 12mm, 12/24V DC.  
**M10437W** with white Led.  
**M10437B** with blue Led.



## KOS

Snap in mounting decorative courtesy light, polished stainless steel 316 cover and frosted Lexan lens, waterproof IP67. Dimensions: Ø38mm, hole Ø25,4mm, depth 12mm, 12/24V DC.  
**M10438W** with white Led  
**M10438B** with blue Led.



## REA

Snap in mounting mini courtesy light with one bright Led, chromed machined brass body, Ø20mm, hole Ø11mm, depth 14mm, 12/24V DC.  
**M10746CW** with white Led  
**M10746B** with blue Led



## IOS

Snap in mounting courtesy light with one single bright Led, waterproof IP67 die cast inox 316 housing, Ø39mm, hole Ø25mm, depth 18mm, 12/24V DC.  
**M10435W** with white Led  
**M10435B** with blue Led.



## MYKONOS

Mini Led downlight, snap in type, stainless steel body, 12VDC, 1W Cree. Dimensions: Diameter Ø28mm, hole 18-20mm, depth 20mm.



## SIMI

Snap in mounting ultra mini courtesy light with a single bright Led, 316, machined stainless steel body, Ø14mm, hole Ø10mm, depth 28mm, 12V DC  
**SIMI-W** With white Led.  
**SIMI-B** With blue Led.



## 30875

Miniature stainless steel Led snap in light, waterproof IP67, 12V DC, 1X0.1W SMD, 22X22mm, length 47mm.

## 30874

As the above in square.



## SKIATHOS

Screw type decorative courtesy with Cree Led light, 12VDC, 1W, waterproof IP67. Dimensions: Diameter Ø22mm, hole Ø20mm, depth 42mm.



## IRA

Streamlined courtesy stainless steel 316 light, with multi LED, 1,2W 10-30V DC, 71X15X10mm thickness.  
**M 10654W** With white Led.  
**M 10654B** With blue Led.



## CRETA

Oval courtesy light with sleek profile. Stainless steel 316 bezel with plastic housing and frosted polycarbonate lens. Dimensions 78X38mm hole 52X25mm, for festoon bulb 30022.  
**M10834P** Polished inox.



## ALMA

Slim flat surface mount courtesy light, stainless steel bezel. 3 flat Led's, waterproof IP65. Length 80mm, width 37mm (3.15"X1.46"), 12/24VDC.  
**M10870B** With Blue Leds  
**M10870W** With White Leds





EUROPEAN  
QUALITY

# Special Architectural Lights

Ideal for Stairs, Walkways, Dock, Patios and Lighting effect

- Long life up to 50,000 hours.
- Stainless steel for long life.
- Waterproof for outdoor use.
- Ultra low consumption.
- CE Certificate.



## LYON

Stainless steel 316 flush mount wall light, waterproof IP67, 12 or 24V DC, 0.5W, RGB with in-out connectors. Diameter Ø20mm, length 21mm, hole 15mm (Ø0.78"XL0.82", hole 0.59").

LYON-PC -Power Cable.  
LYON-EC - End Cap.



## TOULON

Stainless steel 316 flush mount wall light, waterproof IP67, 12 or 24V DC, 0.5W, RGB with in-out connectors. Diameter Ø35mm, length 29mm, hole 30mm (Ø1.18"XL1.14", hole 1.18").

TOULON-PC - Power Cable.  
TOULON-EC - End Cap.



## RHODES

Cast stainless steel 316 surface mount wall light, waterproof IP65, with 30X0.1W Leds, 10-30V DC. Dimensions: Diameter Ø83mm, height 22.5mm, hole 10mm.

RHODES-WW Warm white.  
RHODES-CW Cool white.



## 30873

Solid stainless steel, direct beam miniature snap in Led light, waterproof, Ø47mm hole, Ø40mm, length 70mm, 12V AC/DC.



## 30871

Solid stainless steel, 1 direction beam effect snap in light, waterproof, Ø47mm hole, Ø40mm, length 78mm, 12V AC/DC.



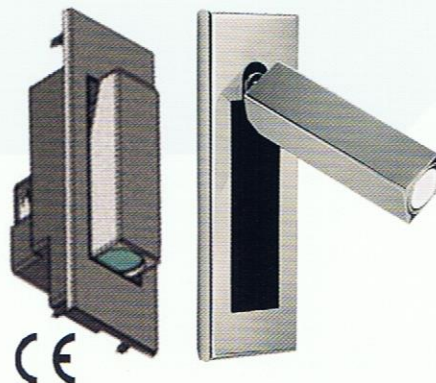
## 30872

Solid stainless steel, 2 directions beam effect snap in light, waterproof, Ø47mm hole, Ø40mm, length 78mm, 12V AC/DC.



## ARTI

3W Led bunk light fixture with AC outlet or USB charging port. 150 Lumens, 400mm goosneck, input 12VDC or 110-240VAC. Available in Silver or Black finish.



## SAN REMO

Recessed reading light with automatic magnetic switch, retractable & adjustable Led lamp head 3W, 110/220V AC, beam angle 25° or 40°. Dimensions: H200XW75XD70mm (H7.8"XW2.95"XD2.75"), hole 160X57mm (6.3"X2.25").



## SKOPELOS

Adjustable reading light with stainless steel base, chrome finish with 3W power Led and switch, voltage 12V DC, Ø53mm, base Ø57mm, length 108mm.





EUROPEAN  
QUALITY

# "Marine" Series Lights

Unique Design ideal for outdoor & indoor.

- Cast Solid Brass.
- For exterior or interior.
- Polished brass or chromium plated.
- Timeless nautical design.
- Weatherproof for outdoor.



### 30100

Wall type "nautical" style light from polish brass. Accept E26/E27 bulb IP55, Dimensions: 261X214X137mm.



### 30101

As above with chromium plated.




### 30102

Wall type "nautical" style light from polish brass. Accept E26/E27 bulb IP55, Dimensions: 210X220X150mm.

### 30103

As above with chromium plated.




### 30104

Wall type "nautical" style light from polish brass. Accept E26/E27 bulb IP55, Dimensions: 220X200X270mm.

### 30105

As above with chromium plated.



### 30106

Wall type "nautical" style light from polish brass. Accept E26/E27 bulb IP43, Dimensions: 260X230X290mm.

### 30107

As above with chromium plated.



### 30108

Special design for dock pillar from polish brass. Accept E26/E27 bulb IP43, Dimensions: 260x200x350. Pole height 15cm. Total height 35cm.

### 30109

Wall type "nautical" style light from polish brass. Accept E26/E27 bulb IP55, Dimensions: 260X200X290mm.

### 30110

As above with chromium plated.








EUROPEAN  
QUALITY

# "Marine" Series Lights

Unique Design ideal for outdoor & indoor.

- Cast Solid Brass.
- For exterior or interior.
- Polished brass or chromium plated.
- Timeless nautical design.
- Weatherproof for outdoor.




**30111/30112**  
Wall type "nautical" style light from polish brass. Accept E26/E27 (G45) bulb IP54, Dimensions 182X140X110mm.  
**30111** Polish brass  
**30112** Chrome plated.  
**30111G**  
As 30111, dimensions 210X150X120mm.  
**30112G**  
As 30112, dimensions 210X150X120mm.



**30113**  
Wall type "nautical" style light from polish brass. Accept E26/E27 bulb IP54, Dimensions: Ø 200X105mm.

**30114**  
As above with chromium plated.

**30113-MW226**  
As above, special version for Cruise Ships, Ø 226, white painted.



**30115**  
Wall ceiling type "nautical" style light from polish brass. Accept E26/E27 bulb IP54, Dimensions: 195X135X110mm.

**30116**  
As above with chromium plated.

**30117**  
Wall or ceiling type "nautical" style light from polish brass. Accept E26/E27 bulb IP54, Dimensions: Ø 240X125mm.

**30118**  
As above with chromium plated.



**30119**  
Ceiling type "nautical" style light from polish brass. Accept E26/E27 bulb IP44, Dimensions: Ø 100X190mm.


**30120**  
As above with chromium plated.

**30123**  
Wall or ceiling type "nautical" style light from polish brass. Accept E14/G45 bulb IP54, Dimensions: Ø 155X65mm.

**30124**  
As above with chromium plated.

**30125**  
Wall or ceiling type "nautical" style light from polish brass. Accept E26/E27 bulb IP54, Dimensions: Ø 215X100mm.

**30126**  
As above with chromium plated.



**30121**  
Wall type "nautical" style light with 15° angle, from polish brass. Accept E26/E27 bulb IP44, Dimensions: Ø 100X190mm.

**30122**  
As above with chromium plated.

Available with clear or sand blasted glass

We recommend to use filament led bulbs





EUROPEAN QUALITY

# Flat Linear LED Light Bars

Ideal for any size of Boats and Outdoor, Patios, Balcony, Roof, Accent Light etc.

- High Quality & Brightness LED.
- Safe Low Voltage 12 or 24VDC
- High efficiency, non flickering.
- 90% Energy Saving.
- Dimmable.
- Certified European Quality.
- Easy Mounting.



## Waterproof Series



Designed for Marine & Outdoor Areas

**30446** - Rigid Aluminum Led Bar, waterproof, 4W, 400 Lumens, 36 LED, 12 or 24V DC, length 300mm, width 17mm, very slim 10mm, linear no dots, warm white, cool white or blue, complete with power cable and waterproof female connector.


**30447** - Rigid Aluminum Led Bar, waterproof, 6W, 700 Lumens, 60 LED, 12 or 24V DC, length 500mm, width 17mm, very slim 10mm, linear no dots, warm white, cool white & blue, complete with power cable and waterproof female connector.

**30447-RGB** - As the above length 500mm bar with RGB colors, 6 Watt, 500mm, width 17mm, very slim 10mm.

**30467** - Rigid Aluminum Led Bar waterproof, 12W, 1200 Lumens, 132 LED, 12 or 24V DC, length 1000mm, width 17mm, very slim 10mm, linear no dots, warm white, cool white & blue, complete with power cable and waterproof female connector.

**30498** - Power cable with waterproof male connector for single color LED bar.

**30499** - Power cable with waterproof male connector for RGB LED bar.



Stainless Steel Easy Mounting Accessories



Various Types of RGB controllers

**30405** - Rigid Led Bar, waterproof, 3W, 280 Lumens, 12V or 24VDC, complete with power cable, length 308mm (12.1") width 33mm (1.3"), ultra thin 8mm (0.31"), in warm white.

**30406** - Rigid Led Bar, waterproof 5W, 460 Lumens, 12V or 24VDC, complete with power cable, length 460mm (18.1") width 33mm (1.3"), ultra thin 8mm (0.31"), in warm white.



**30567** Stabilized switching power supply, ideal for LED, 120/220V AC input with output 24VDC, 2A (48W), CE & UL approvals.

**30573** Stabilized switching power supply, ideal for LED, 120/220V AC input with output 24V DC, 1A (24W), CE & UL approvals.







EUROPEAN QUALITY

New High Brightness up to 720Lm


# MegaNeon® Neon Led Flex Tube



Flat Mini Neon Flex



Round Top Neon Flex



Flat Top Neon Flex



- Direct replacement of Neon glass tube without any dangerous high tension transformer
- Unbreakable, flexible with very simple installation
- Unique design with parallel circuit, if one LED fails, the rest continue to lit.

- 90% Less consumption than glass Neon
- Suitable for building decoration, floor marking, bar decoration, outdoor & marine lighting
- Available in single colors or RGB 24/110/220V
- With Ultra bright & Long Life Samsung SMD LED's

- 30435** Single color smd Led Neon Light 24V DC 120 Led/meter, 7W/mt, 8x16mm, cutting every 10cm, max length 20mt IP68, ETL.
- 30438-120** Single color smd Led Neon Light 120V AC, 120 Led/meter, 7.6W/mt, 8x16mm, cutting every 1m, max length 50mt IP65, ETL.
- 30438-220** Single color smd Led Neon Light 220V AC, 120 Led/meter, 7.6W/mt, 8x16mm, cutting every 1m, max length 50mt IP65, CE.
- 30553** Single color smd Led Neon Light 24V DC, 120 Led/meter, 7W/mt, 14x26mm, cutting every 10cm, max length 20mt IP68, ETL.
- 30555-120** Single color smd Led Neon Light 120V AC, 120 Led/meter, 7.6W/mt, 14x26mm, cutting every 1m, max length 50mt IP65, ETL.
- 30555-220** Single color smd Led Neon Light 220V AC, 120 Led/meter, 7.6W/mt, 14x26mm, cutting every 1m, max length 50mt IP65, CE.
- 30553-RGB** RGB multicolor Led Neon Light 24V DC, 120 Led/meter, 14.4W/mt, 14x26mm, cutting every 10cm, max length 20mt IP68, ETL.
- 30530PRO** Single color smd Led Neon Light 24V DC 60Led/meter, 12W/mt, 11,5x20mm, cutting every 10cm, max length 20mt IP68, UL.
- 30530PRO-RGB** RGB multicolor smd Led Neon Light, 24V DC, 60Led/meter, 12W/mt, 11,5x20mm, cutting every 16.7cm, max length 10mt IP68.

### Digital DMX RGB

- 30533-PRO** RGB DMX multicolor smd Led Neon Flex 24VDC, DMX 512, 12W, 11.5x20mm, cutting every 10cm, max length 20mt IP68, UL.

Single colors available:  
Red, Yellow, Orange, Green,  
Blue, White, Warm White.  
Standard reel 50m,  
also available  
in 25m.



Separate Catalog with accessories is available.



**30540** Power Cord  
120 or 220V



**30471**  
Waterproof  
DC power  
connector.



**30541-8**  
**30541-16**  
Waterproof  
end cap.



**30542**  
Set of Middle  
connector with  
power pin.



**30546**  
Aluminum  
mounting  
clip 5cm.



**30545**  
Aluminum  
mounting  
profile 1mt.



**30537**  
Moulding  
connector  
options.



**30538**  
Marine IP68  
Power  
connector.



**30539**  
Marine IP68  
End Power  
connector.








EUROPEAN  
QUALITY

# Waterproof Decorative LED Strips

The ideal hidden decorating lighting system, very low consumption, various colors. For Indoor-Outdoor use, IP67, flexible with capability to cut in various lengths.

## LED Strip

- Very bright with low consumption.
- High density with 120 or 240 LED/mt.
- Only 9.6W or 17.6W per meter without heating problems.
- Waterproof inside Silicone Sleeve.
- Quality LED's 50.000 hours life.



## Advantage of MEGALED LED Strip



Easy Cut every 12.5, 25 or 50mm



Thick Copper PCB  
with White Varnish  
for Humidity Protection



Dimmable

High CRI &  
Dimmable



High Quality Japanese  
LED up to 3300 Lm/mt

Pure Silicone Sleeve  
For Water & Dust Protection



### Silicone Sleeve Advantage

1. No Cracks Like EPOXY Type.
2. Full Waterproof.
3. Transparent and Easy to Clean.
4. Resist to High Temperature.

### High Brightness Series

#### 120 SMD 3528 Led's 720 Lumens per meter 9.6W/mt/3.3ft. inside silicone sleeve

- 3528-120W 5mt/16.6ft. Led strip Reel, waterproof, cool white, cut every 25mm, 12V DC.
- 3528-120W-AD 5mt/16.6ft. Led strip Reel, waterproof with 3M tape, cool white, cut every 25mm, 12V DC.
- 3528-120WW 5mt/16.6ft. Led strip Reel, waterproof, warm white, cut every 25mm, 12V DC.
- 3528-120WW-AD 5mt/16.6ft. Led strip Reel, waterproof with 3M tape, warm white, cut every 25mm, 12V DC.
- 3528-120W24-AD 5mt/16.6ft. Led strip Reel, waterproof, with 3M tape, cool white, cut every 50mm, 24V DC.
- 3528-120WW24-AD 5mt/16.6ft. Led strip Reel, waterproof, warm white with 3M tape, cut every 50mm, 24V DC.
- 3528-120-A-AD-24 5mt/16.6ft. Led strip Reel, waterproof with 3M tape, 2400K Super Warm / Amber, 24V DC

#### 240 SMD 3528 Led's 1274 Lumens per meter 17.6W/mt/3.3ft

- 3528-240W-AD\* 5mt/16.6ft. Led strip Reel, waterproof with 3M tape, cool white, cut every 12.5mm, 12V DC.
- 3528-240WW-AD\* 5mt/16.6ft. Led strip Reel, waterproof with 3M tape, warm white, cut every 12.5mm, 12V DC.
- 3528-240W24-AD\* 5mt/16.6ft. Led strip Reel, waterproof with 3M tape, cool white, cut every 25mm, 24V DC.
- 3528-240WW24-AD\* 5mt/16.6ft. Led strip Reel, waterproof with 3M tape, warm white, cut every 25mm, 24V DC.

#### 420 SMD 2216 Led's 3200 Lumens per meter 26W/mt/3.3ft.

- 2216-420WW-AD\* 5mt/16.6ft. Led strip Reel, with 3M tape, warm white, cut every 10mm, 24VDC.
- 2216-420W-AD\* 5mt/16.6ft. Led strip Reel, with 3M tape, cool white, cut every 10mm, 24VDC.

#### 120 SMD 5730 Led's 3300 Lumens per meter 38.4W/mt/3.3ft.

- 5730-120WW-AD\* 5mt/16.6ft. Led strip Reel, with 3M tape, warm white, cut every 50mm, 24VDC.
- 5730-120W-AD\* 5mt/16.6ft. Led strip Reel, with 3M tape, cool white, cut every 50mm, 24VDC.



\* Must be installed on Aluminum Profile for Heat Dispersion.

#### Dual Color Temp (Warm & Cool) 60SMD 5050 Led's 660Lm/meter 9.6W/mt/3.3ft.

- 5050-DCCT60-AD 5mt/16.6ft. Led strip Reel, waterproof with 3M tape, cut every 50mm, 12VDC.

#### Digital Rainbow Colors 32 SMD Led's per meter - 9.6 W/mt./3.3ft. IP67

- 5050-12RR 5mt/16.6ft. Digital RGB Led strip Reel, waterproof, 12V DC.








EUROPEAN QUALITY

# Waterproof Decorative LED Strips

The ideal hidden decorating lighting system, very low consumption, various colors. For Indoor-Outdoor use, IP67, flexible with capability to cut in various lengths.

## LED Strip 12V, 24V.

- Very bright with low consumption.
- High density with 60 or 120 LED/mt.
- Only 4.8W(for 60LED/mt) per meter with no heat.
- Waterproof inside silicon sleeve.
- Quality LED's 50.000 hours life.
- Can be cut at every 5cm (type 60)



**Low Tension 12V or 24V DC**

### 60 SMD 3528 Led's 360 Lumens per meter 4.8W/mt./3.3ft inside silicone sleeve

- 3528-W 5mt/16.6ft. Led strip Reel, waterproof, cool white, 12V DC.
- 3528-W-AD 5mt/16.6ft. Led strip Reel, waterproof with 3M tape, cool white, 12V DC.
- 3528-WW 5mt/16.6ft. Led strip Reel, waterproof, warm white, 12V DC.
- 3528-WW-AD 5mt/16.6ft. Led strip Reel, waterproof with 3M tape, warm white, 12V DC.
- 3528-BL 5mt/16.6ft. Led strip Reel, waterproof, blue color, 12V DC.
- 3528-BL-AD 5mt/16.6ft. Led strip Reel, waterproof with 3M tape, blue, 12V DC.
- 3528-W24 5mt/16.6ft. Led strip Reel, waterproof, cool white, 24V DC.
- 3528-WW24 5mt/16.6ft. Led strip Reel, waterproof, warm white, 24V DC.
- 3528-WW24-AD 5mt/16.6ft. Led strip Reel, waterproof with 3M tape, warm white, 24V DC.
- 3528-BL24 5mt/16.6ft. Led strip Reel, waterproof, blue color, 24V DC.
- 3528-BL24AD 5mt/16.6ft. Led strip Reel, waterproof with 3M tape, blue, 24V DC.
- 5050 RGB-12 5mt/16.6ft. Led strip Reel, waterproof, multicolor (RGB), 14.4W/mt, 12VDC.
- 5050 RGB-12-AD 5mt/16.6ft. Led strip Reel, waterproof with 3M tape, RGB, 14.4W/mt, 12VDC.
- 5050 RGB-24-AD 5mt/16.6ft. Led strip Reel, waterproof with 3M tape, RGB, 14.4W/mt, 24VDC

### 60 SMD 3528 Led's 420 Lumens per meter - 4.8W/mt./3.3ft. High Tension.

Inside PVC. waterproof IP67.



- 3528-220-W 20mt/65.6ft. Led strip Reel, waterproof, cool white, cut every 1mt, 220V AC.
- 3528-220-WW 20mt/65.6ft. Led strip Reel, waterproof, warm white, cut every 1mt, 220V AC.
- 3528-110-W-UL 20mt/65.6ft. Led strip Reel, waterproof, cool white, cut every 0.5mt, 120V AC.
- 3528-110-WW-UL 20mt/65.6ft. Led strip Reel, waterproof, warm white, cut every 0.5mt, 120V AC.

### 60 SMD 5050 Led's 860 Lumens per meter - 8 W/mt./3.3ft. High Tension.

inside PVC. waterproof IP65.



- 5050-220-W 20mt/65.6ft. Led strip Reel, waterproof, cool white, cut every 1mt, 220V AC.
- 5050-220-WW 20mt/65.6ft. Led strip Reel, waterproof, warm white, cut every 1mt, 220V AC.
- 5050-110-W-ETL 20mt/65.6ft. Led strip Reel, waterproof, cool white, cut every 0.5mt, 120V AC.
- 5050-110-WW-ETL 20mt/65.6ft. Led strip Reel, waterproof, warm white, cut every 0.5mt, 120V AC.


### Zig-Zag Type 60 SMD 2835 Led's 1320 Lumens/mt 7.2W/mt./3.3ft 12VDC

- 2835-ZZ60WW-AD 5mt/16.6ft. Led strip reel, warm white, with 3M tapem cut every 50mm, 12VDC.
- 2835-ZZ60W-AD 5mt/16.6ft. Led strip reel, cool white, with 3M tapem cut every 50mm, 12VDC.

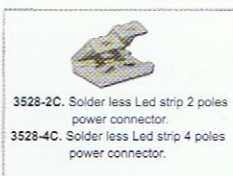
### Angle Adjustable Type 70SMD 3528 Led's 400Lumens/mt 4.8W/mt./3.3ft 24VDC

- 3528-AJ60WW-AD 5mt/16.6ft. Led strip reel, warm white, with 3M tapem cut every 100mm, 24V DC.
- 3528-AJ60W-AD 5mt/16.6ft. Led strip reel, cool white, with 3M tapem cut every 100mm, 24V DC.

## LED Strip Accessories



3528-EC2. Solder less Led strip 2 poles end power connector 15cm.  
3528-EC4. Solder less Led strip 4 poles end power connector 15cm.



3528-2C. Solder less Led strip 2 poles power connector.  
3528-4C. Solder less Led strip 4 poles power connector.




3528-CC. Middle connection for extension.  
3528-EC. End waterproof cap.  
3528-220-EC for high tension strips.  
3528-FC. Mounting bracket.  
3528-220-FC for high tension strips



3528-PC220 Power cable for 220V AC Led strip.  
3528-PC110 Power cable for 110V AC Led strip.  
3528-P220 Power pin for 110/220V AC Led strip.



In 5 meter (16.6ft) Blister Reel




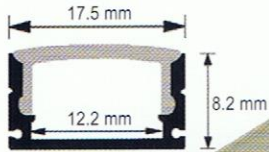




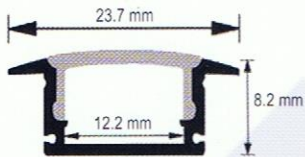

EUROPEAN  
QUALITY

# Aluminum Linear LED Lighting Strip Profiles


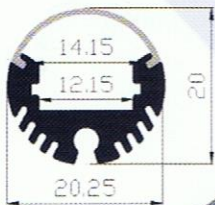
- Customise your Linear Lighting Projects.
- Cutting every 5cm (2.0")
- For Damp / Outdoor location.



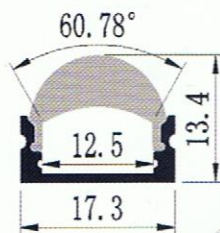

**30211**  
Slim recessed aluminum profile, width 17,5mm (0.68") X height 8.2mm (0.03"), with standard frosted cover  
Option: clear or milky.  
Standard length 2 meters (6 feet).




**30210**  
Slim recessed aluminum profile, width 23,7mm (0.93") X height 7mm (0.03"), with standard frosted cover.  
Option: clear or milky.  
Standard length 2 meters (6 feet)



**30224**  
Round linear aluminum profile, width 20,2mm (0.79") X height 20 mm (0.78"), with standard frosted cover.  
Option: clear or milky.  
Standard length 2 meters (6 feet)



**30225**  
Slim recessed aluminum profile with magnifying lens. Width 24,5mm (0.96") X height 13.4mm (0.52").  
Option: clear or milky.  
Standard length 2 meters (6 feet)



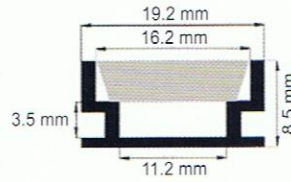




EUROPEAN  
QUALITY

# Aluminum Linear LED Lighting Strip Profiles

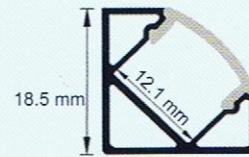
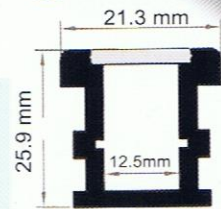
- Customise your Linear Lighting Projects.
- Cutting every 5cm (2.0")
- For Damp / Outdoor location.



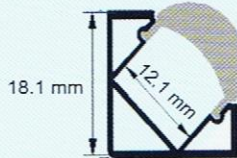
**30212**  
Slim recessed aluminum profile ideal for floors / step resistance, width 19.2mm (0.75") X height 8mm (0.03"), with standard milky cover.  
Option: clear or frosted.  
Standard length 2 meters (6 ft)

**30212HD** Heavy duty type with width 21.3mm (0.83"), height 25.9mm (1.02")

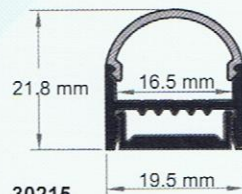

**IP65**




**30213**  
Angular aluminum profile, width 18.5mm (0.72") X height 18.5mm (0.72"), with standard frosted cover. Ideal for corners, stairs and jewelry display lighting.  
Option: clear or milky.  
Standard length 2 meters (6 ft)



**30226**  
Angular aluminum profile, width 18.1mm (0.72") X height 18.1mm (0.72"), with magnifying lens cover. Ideal for corners, stairs and jewelry display lighting.  
Standard length 2 meters (6 ft)

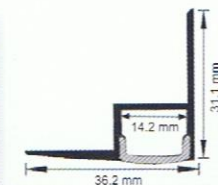



**30215**  
Special linear lighting effect. Independent custom made fixture etc. Width 19.5mm (0.76") X height 21.8mm (0.85"), with standard frosted cover.  
Option: clear or milky.  
Standard length 2 meters (6 ft)



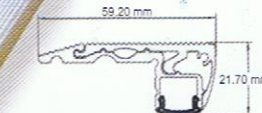
## Special Profiles

### For Dry Wall Ceiling




**30214**  
Dry wall corner aluminum profile, width 36.2mm (1.42") X height 31.1mm (1.22"), with standard frosted cover. Ideal for wall lighting effects  
Standard length 2 meters (6ft)

### For Steps



**30216**  
End step aluminum profile, width 59.2mm (2.33") X height 21.7mm (0.85"), with standard frosted cover. Ideal for stairs.  
Standard length 2 meters (6ft).

### For Foot Lighting



**30217**  
Recessed aluminum profile for down wall illumination or steps. Width 25.5mm (1") X height 70mm (2.75"), with standard frosted cover.  
Standard length 2 meters (6 ft)





EUROPEAN QUALITY

# LED Digital Wireless Dimmer

**NEW**  
Our latest innovative design

- Very simple Installation.
- Smooth Dimming 0-100%.
- Design for all Led Bulbs without external driver.
- Remote Controlled by any wireless remote control or any push button.
- Fade in & out with memory.

**30902** Electronic dimmer for simple push button(s) and RF remote, for smooth dimming, ideal for all LED lights, input 12-36VDC, output 12-36VDC, 4X5A, 20A max, 240~720 Watt.

RF Controlled



LED Digital Dimmers

RF remote or Simple Push Button


Input 12~36V DC



12~36V DC  
20A Max.  
240~720 Watt



**30902DIN** Electronic dimmer for simple push button(s) and RF remote, rail installation for smooth dimming, ideal for all LED lights, input 12-36V DC, output 12-36VDC, 240W 20A max, 240~720W




**30902A** RF Remote control for the 30902 dimmer with ON-OFF & dimmer function for controlling up to 4 zones separately, control range  $\geq 20m$  (66ft). Dimming range 1-100%.

**30902B** RF Remote control for the 30902 dimmer with ON-OFF & dimmer function, control range  $\geq 20m$  (66ft). Dimming range 1-100%.

**30903A** RF Remote control for the 30903 dimmer with ON-OFF & dimmer function for controlling up to 4 zones separately, control range  $\geq 20m$  (66ft). Dimming range 1-100%.

**30902C** RF Remote control for the 30902 dimmer with ON-OFF & dimmer function for controlling 1 zone, control range  $\geq 20m$  (66ft). Dimming range 1-100%.



**30907** Wall surface mount LED digital dimmer RF remote control for the 30902 with crystal plate, range up to 20M (66ft.) ON-OFF push button and rotary smooth dimming. Dimensions 86X86 mm, depth 25mm.



**30903B** Wall surface mount LED digital dimmer RF remote control, with crystal plate, range up to 20M (66ft.) ON-OFF push button and rotary smooth dimming for the 30903. Dimensions 86 X 86 mm, depth 25mm.

**30903** RF electronic dimmer, for smooth dimming, ideal for all LED lights, input 100-240V AC, output 100-240V AC, 240-576W 2.4A max.


RF Controlled



Capability  
**WiFi**  
Control



**30903HP** Wired and RF remote controlled dimmer for installation inside 85X85mm wall box or hidden to the roof or inside the wall. Operating with any type of push button switch. Triac & Mosfet dimmer for up to 400W, minimum brightness setting function. Input 100~240VAC. Dimensions: 45X45.5 mm, depth 20.3mm.



**30905** Wall mount LED rotary dimmer with integrated push button switch, very simple, 2 wire installation, adjustable sensitivity for the majority of LED bulbs, 220V AC -50Hz, ideal for LED bulbs for smooth dimming. Off white cover plate, maximum output 0 - 200W. Dimensions 85X85 mm.

Input 100-240V AC



100-240V AC  
2.4A Max.  
240~576 Watt



**PIR / MOTION SENSOR**  
**30299** For 110~240VAC, up to 1200W, 360° detection angle and up to 20m range, adjustable time setting delay. Ø115mm, height 55mm.





EUROPEAN  
QUALITY

# RGB Controllers & Wifi

- Very simple Installation.
- Smooth Dimming 0-100%.
- Design for all Led Bulbs without external driver.
- Remote Controlled by any wireless remote control or any push button.
- Fade in & out with memory.



**RGB Controller 4 (Set)**  
RF RGB Controller complete with high sensitive touch remote control wheel. Can be paired with up to 4 receivers to control 4 zones separately or synchronized, for RGB LED strip 12/24V, 3 channels, 5A per channel.



**30908 - Wi-Fi & RF RGB Controller (Set)**, complete with high sensitive touch remote control wheel. Can be controlled with any smartphone. Software provided for iPhone or Android. Working voltage 12/24V, 3 channels, 8A per channel, dimensions: length 107mm, width 65mm, height 30mm.



**30855**  
RF RGB Controller complete with handheld remote. Combines 17 color presets (mode, speed, brightness) with 4096 level scales, 12-24V DC, 3 channels, 4A per channel, 288W max.



**30469** Wi-Fi to RF converter to control RGB Led lighting controller or dimming controller from smartphone or tablet. Wired connection through RJ45 to Wi-Fi router or directly from Android / iOS device. Dimensions 85X110X24mm. Input 5V DC.



**30947 RGBW RF Receiver**  
RF RGBW constant voltage receiver which can be controlled by wall dimmer or handheld remote. Changing colors can be achieved due to the independent brightness adjustment of each R,G,B,W channel 4 channels, 5A per channel, 12-36V DC.



**30785-4Z** Quad zone RGB LED remote controller, easy-to-use & ultra sensitive touch color wheel, offers flexible control of RGB LEDs, with 3 memory presets.  
**30785-1Z** As above for 1 zone.



**30939** Wall mount RGB RF digital controller for 1 zone, with crystal plate, range up to 20M (66ft.), dimming & RGB control function with memory. Dimensions 86 X 86 mm, depth 41mm.




**30929** Wall mount RGB RF digital controller for 4 zones, with crystal plate, range up to 20M (66ft.), 256 level brightness adjustment for RGB colors with memory function. Dimensions 86 X 86 mm, depth 29mm.




**30936** Programmable controller / DMX 512 / RGB with Software and SD card slot for easy setting of any colors, ideal for wall washer and RGB-DMX spot lights with speed etc. Included remote control. 12V DC.



**30942 DMX Wifi / RF / Bluetooth Controller.** Wireless DMX receiver which can be controlled by handheld remote or smartphone. Can control up to 8 zones, 8 scenes at each zone, to achieve to mix millions of colors, 110-220V AC.




**30937** Digital DMX controller with standalone SDcard function, up to 16 scenes can be stored in the SD card. Programming PC software available. Dimensions 122X67X25mm. 12/24V DC.



**30975** Digital DMX controller with standalone SDcard function, up to 32 scenes can be stored in the SD card. 8 DMX outputs. Dimensions 150X90X25mm, 110-240V AC.



**30976** DMX Master controller with 580 modes stored in the internal memory, LCD screen for programming schedules, includes wireless remote control for easy operation. DMX 512/1990 signal output via XLR-3, RJ45 or terminals. Dimensions 163X108X40mm, 110-240V AC.



**30981** Digital DMX stand alone controller for 10 areas and 50 scenes per area, glass faceplate, 2 DMX outputs, touch sensitive buttons with 1.8" LCD display, clock & calendar triggering function, micro SD card function for stand alone function, USB & Ethernet connections for PC programming, wall mountable. Programming PC software available. Dimensions 146X106X33mm. (5.74"x4.17"x1.29")



**30956** DMX control console for 192 DMX channels and 100 scenes, programmable to achieve a variety of effects. XLR-3 connectors, working voltage 100-240V AC. Dimensions 482X140X62mm (18.97"x5.51"x2.445").

**30957** DMX signal amplifier/repeater for every 100m of cable, XLR-3 connection, 120/240V AC, IP44, dimensions 200X86X61mm (8.16"x3.5"x2.40").





EUROPEAN QUALITY

# Power Supplies AC/DC Drivers

Suitable to convert 110/220V AC for LED's power supply

- Ideal for LED's.
- Small size with high efficiency.
- International approvals.



CE

12V 24W

12V 48W

12V 96W


**PS-LED2A.** Stabilized switching power supply, ideal for LED, 120/220V AC input with output 13.2V (12V DC) 2A (24W), CE approval.  
**PS-LED4A.** Same with output 13.2V (12V DC) 4A (48W), CE approval.  
**PS-LED8A.** Same as above with output 13.2V (12V DC) 8A (96W), CE approval.



CE

24V 96W

**PS-LED24-4A.** Stabilized switching power supply, ideal for LED, 120/220V AC input with output 26.5V (24V DC) 4A (96W), CE approval.



CE UL

12V 24W

24V 24W

**30563** - Stabilized switching power supply, ideal for LED, 120/220V AC input with output 13.2V (12V DC) 2A (24W), CE & UL approvals.  
**30573** - Same as above with output 24VDC 1A (24W), CE & UL approvals.



CE UL



Dimmable

**PS-DIM2/20W.** Switching-Dimmable power supply, 20W, designed for LED, input 170-265VAC, output 12V DC, dimensions 140X45X28mm.  
**PS-DIM1/20W.** As above with input 90-135VAC.  
**PS-DIM2/45W.** Switching-Dimmable power supply, 45W, designed for LED, input 170-265VAC, output 12V DC, dimensions 180X60X34mm.  
**PS-DIM1/45W.** As above with input 90-135VAC.



CE UL

IP67



Dimmable

**PS-DIM2/80W.** Switching-Dimmable power supply, waterproof, 80W, designed for LED, input 170-265V AC, output 12V DC, 200X68X45mm.

**PS-DIM1/80W.** As above with input 90-135VAC.



UL

IP67



Dimmable

**30565-12/60** Full dimmable Led power supply driver, super slim, designed for Led, 120V AC to 12V DC, 60W, with all protections, 124X50X19mm (4.92"X1.97"X0.77").  
**30565-24/60** As above 24V/60W output.  
**30565-24/96** As above 24V/96W output.



CE UL

250W

**30557-24**  
 Stabilized switching power supply, ideal for LED, input 100-265V AC, output 10.4A - 24V DC (250W).  
**30557-12** Same as above with output 12V DC 20.8A.



CE UL

500W

**30549-24**  
 Stabilized switching power supply, ideal for LED, input 100-265V AC, output 20.8A, 24V DC (500W).  
**30549-12** Same as above with output 12V DC, 41.6A.



CE UL

IP67

12V 48W

24V 48W

**30564** - Stabilized switching power supply, ideal for LED, 120/220V AC input with output 13.2V (12V DC) 4A (48W), CE & UL approvals.  
**30567** - Same as above with output 24VDC 2A (48W), CE&UL approvals.



CE UL SP US

IP67

100W

**30552**  
 Waterproof IP67 stabilized power supply 12V DC - 100W (8.33A), input 100-277V AC, CE, UL, CSA approvals.

**30551**  
 Same as above but 24V DC - 100W (4.16A), input 100-277V AC, CE, UL, CSA approvals.



CE UL SP US

IP67

200W

**30547**  
 Waterproof IP67 stabilized power supply 12V DC - 200W (16.5A), input 100-277V AC, CE, UL, CSA approvals.

**30548**  
 Same as above but 24V DC - 200W (8.3A), input 100-277V AC, CE, UL, CSA approvals.



NEW

**30657-100** Metal mesh type junction box for 100-120W power supply. Dimensions 380X77X57mm (14.96"X3.03"X2.24").  
**30657-200** Same as above but for 200W power supply. Dimensions 406X87X60mm (15.98"X3.42"X2.36").





European Quality



# Mini LED Driver 6W 12/24VDC

- Very Small Dimensions.
- Ideal to be hidden inside the small light fixture hole.



**Model: 30168-12 (12VDC) Terminal Block Type**  
**Model: 30168-24 (24VDC) Terminal Block Type**

- Input Voltage: 100-240VAC
- Output: 12VDC 0.5A or 24VDC 0.25A
- Dimensions: Length 40 mm  
Height 20 mm  
Width 42mm



Multivoltage



Screw Terminal Block Connection

# Waterproof Mini LED Drivers 12W 12/24VDC



**Model: 30169-12 (12VDC) Wire Connection Type**  
**Model: 30169-24 (24VDC) Wire Connection Type**

- Mini Waterproof LED driver.
- Input Voltage: 100-265VAC
- Output: 12VDC 1A or 24VDC 0.5A
- Waterproof IP67.
- Dimensions: Length 65 mm  
Height 20 mm  
Width 30mm



Wirenut Easy Connection

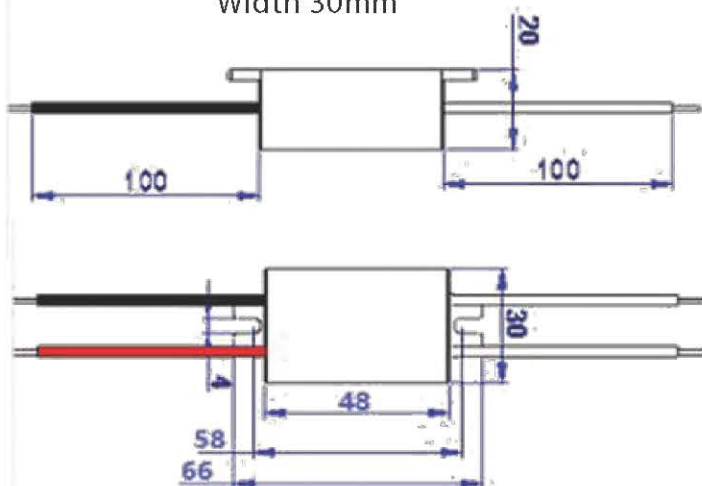


**Model: 30173-12 (12VDC) Wire Connection Type**  
**Model: 30173-24 (24VDC) Wire Connection Type**

- Mini Waterproof LED driver.
- Input Voltage: 100-265VAC
- Output: 12VDC 1A or 24VDC 0.5A
- Waterproof IP65.
- Dimensions: Length 66 mm  
Height 20 mm  
Width 30mm



Waterproof for Outdoor or Indoor








# High Brightness LED Rope Light



European  
Quality

- Very bright with low consumption.
- Low Tension 12 or 24V DC
- High Tension 110V or 220VAC.
- Waterproof inside PVC tube.
- Quality LED's 50.000 hours life.
- UL Listed Model also available.



## Technical Specifications:

\$ 5.08/mt

\$ 4.42/mt

Cool / Warm White \$ 3.43/mt

Model	30724-12V	30724 -24V	30724-AC	
Power Consumption	2.4W/mt.			
Input Voltage(V)	12V DC	24V DC	100-240V AC	
Colors	Cool White, Warm White, Orange, Red, Blue, Green, Yellow, Pink, Purple			
Wires	2 wires			
Bulb Spacing	25.4mm (Horizontal), 27.78mm (Vertical)			
Diameter	Ø 13mm			
IP Rating	IP67 PVC Tube			
LED's per meter (3.3ft)	36 Led's			
Cutting Unit	Every 3 bulbs/8.34cm	Every 6 bulbs/16.68cm	Every 2 meters	
Maximum Continuous Connection Length	5 meters 10meters (with power at both sides)	10 meters 20 meters (with power at both sides)	45 meters	100 meters





European Quality

# High Brightness LED Rope Light



## Accessories



**30740-1**  
Power connector for 12V or 24V DC Rope light with power connector and 1 meter cable.  
\$ 2.85/pc



**30740-2**  
Power Cord for AC Rope light with PVC Connector and plug  
\$ 4.70/pc



**30740-3**  
Easy Splice Connector with Shrinkable Tube  
\$ 0.50/pc



**30740-5**  
"T" Connector  
\$ 1.13/pc



**30740-6**  
Splice Connector  
\$ 0.53/pc



**30740-7**  
Male to Female Power Pin  
\$ 0.30/pc



**30740-8**  
Mounting Clip  
\$ 0.08/pc



**30740-9**  
PVC Installation Channel 1 meter (3.3ft)  
\$ 1.44/pc



**30740-4**  
End Cap  
\$ 0.08/pc